

## Instalacja Code Blocks

# Pobieranie

Windows - wersja 64-bit z kompilatorem, wymaga uprawnień administratora

<https://www.fosshub.com/Code-Blocks.html?dwl=codeblocks-20.03mingw-setup.exe>

# Obrazki

DEVELOPER: http://www.CODEBLOCKS.org

Zapisywanie jako

← → ↕ ↑ ↓ ↻ Przeszukaj: Pobrane

Organizuj ▾ Nowy folder

Widok główny

- OneDrive - Perso
- OneDrive - Univ
- Pulpit
- Pobrane
- Dokumenty
- Obrazy
- Muzyka

Nazwa	Data modyfikacji	Typ	Rozmiar
codeblocks_img_10_1028.png	20.02.2023 22:04	Aplikacja	133 162 KB
codeblocks_img_10_1028.png	20.02.2023 22:02	Aplikacja	127 686 KB
codeblocks_img_10_1028.png	20.02.2023 21:50	Aplikacja	142 990 KB
codeblocks_img_10_1028.png	20.02.2023 13:12	Aplikacja	342 KB
codeblocks_img_10_1028.png	20.02.2023 09:41	Aplikacja	7 242 KB
codeblocks_img_10_1028.png	20.02.2023 09:05	Aplikacja	8 762 KB
codeblocks_img_10_1028.png	20.02.2023 00:31	Aplikacja	1 412 KB
codeblocks_img_10_1028.png	20.02.2023 00:10	Aplikacja	1 394 KB

**Pobieramy i zapisujemy plik**

Nazwa pliku: codeblocks-20.03mingw-setup

Zapisz jako typ: Application

Ukryj foldery

Zapisz Anuluj

Code Blocks Windows 64 bit (non-admin) Signature 35.7 MB 20.03



## Welcome to CodeBlocks Setup

Setup will guide you through the installation of CodeBlocks.

It is recommended that you close all other applications before starting Setup. This will make it possible to update relevant system files without having to reboot your computer.

Click Next to continue.



Windows 64 bit (non-admin)

Signature

35.7 MB

Code::Blocks Installation



### License Agreement

Please review the license terms before installing CodeBlocks.

Press Page Down to see the rest of the agreement.

GNU GENERAL PUBLIC LICENSE  
Version 3, 29 June 2007

Copyright (C) 2007 Free Software Foundation, Inc. <<http://fsf.org/>>  
Everyone is permitted to copy and distribute verbatim copies  
of this license document, but changing it is not allowed.

#### Preamble

The GNU General Public License is a free, copyleft license for  
software and other kinds of works.

If you accept the terms of the agreement, click I Agree to continue. You must accept the  
agreement to install CodeBlocks.

Nullsoft Install System v3.05

< Back

I Agree

Cancel

macOS 6

Signature

31.9 MB

macOS 7

Signature

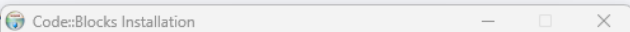
75 MB

ows 64 bit (non-admin)

Signature

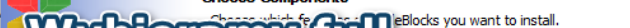
35.7 MB

ows 64



Signature 164.9 MB

ows 64



Signature 35.5 MB

# Wybieramy full

ows 32

Check the components you want to install and uncheck the components you don't want to install. Click Next to continue.

Signature 160 MB

ows 32

Select the type of installation: Full: All plugins, all tools, just everything

Signature 164.5 MB

ows 32

Or, select the optional components you wish to install:

- Default install**
- Contrib Plugins
- C::B CBP2Make
- C::B Share Config
- C::B Launcher
- MinGW Compiler Suite

Signature 54.4 MB

ows 32

Space required: 531.5 MB

Signature 54.4 MB

ows 32

Description

Position your mouse over a component to see its description.

Signature 178.3 MB

ows 32

Nullsoft Install System v3.05

Signature 183.3 MB

ows 32

< Back    Next >    Cancel

Signature 54 MB

OS 6

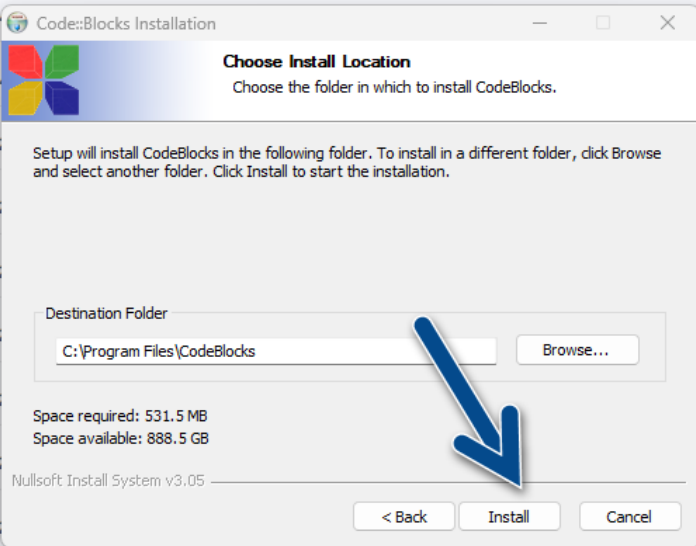
Signature

31.9 MB

OS 7

Signature

75 MB

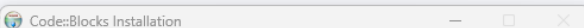


dows 64 bit (non-admin)

Signature

35.7 MB

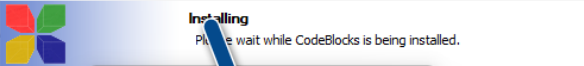
dows 6



Signature

164.9 MB

dows 6



Signature

35.5 MB

dows 3



Signature

160 MB

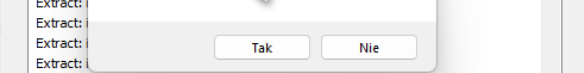
dows 3



Signature

164.5 MB

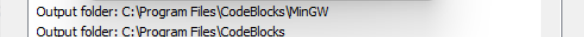
dows 3



Signature

54.4 MB

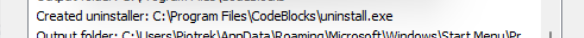
dows 3



Signature

54.4 MB

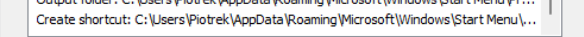
dows 3



Signature

178.3 MB

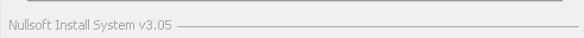
dows 3



Signature

183.3 MB

dows 3



Signature

54 MB

TOS 6

Signature

31.9 MB



## CODE BLOCKS DOWNLOAD

Code Blocks Windows 64 bit (including compiler)

FILE

Signature

Code B

Signature

Code B

Signature

Code B

Signature

Code B

Signature

Code B

Signature

Code B

Signature

Code B

Signature

Code B

Signature

Code Blocks windows 32 bit Portable ZIP (including 32 bit compiler)

Signature

Compilers auto-detection

Note: After auto-detection, at least one compiler's master path is still empty and therefore invalid. Inspect the list below and change the compiler's master path later in the compiler options. Select you favourite default compiler here:

Compiler	Status
GNU GCC Compiler	Detected
Microsoft Visual C++ Toolkit 2003	Not found
Microsoft Visual C++ 2005/2008	Not found
Microsoft Visual C++ 2010	Not found
Borland C++ Compiler (5.5, 5.82)	Not found
Digital Mars Compiler	Not found
OpenWatcom (W32) Compiler	Not found
Cywin GCC	Not found
IntelliSense Compiler	Not found
Small Device C Compiler	Not found

Set as default

**GNU GCC musi być wykryte**

Current default compiler: GNU GCC Compiler

OK

# Najlepiej powiązać pliki z Code Blocks

File associations

Code::Blocks is currently not the default application for the following file types.  
Do you want to set it as default?

You can always change associations from the environment settings later.

- No, leave everything as it is
- No, leave everything as it is (but ask me again next time)
- Yes, associate Code::Blocks with the following file types
- Yes, associate Code::Blocks with every supported type (including project files from other IDEs)

OK

[Tip of the Day](#)

[New feature](#)