

## GitHub Desktop - skrócona instrukcja


1. Wchodzimy na stronę <https://desktop.github.com/>
2. Przeklikujemy instalację
3. Autoryzacja kontem Github.com
4. Tworzymy nowe repozytorium lokalnie



# Welcome to GitHub Desktop

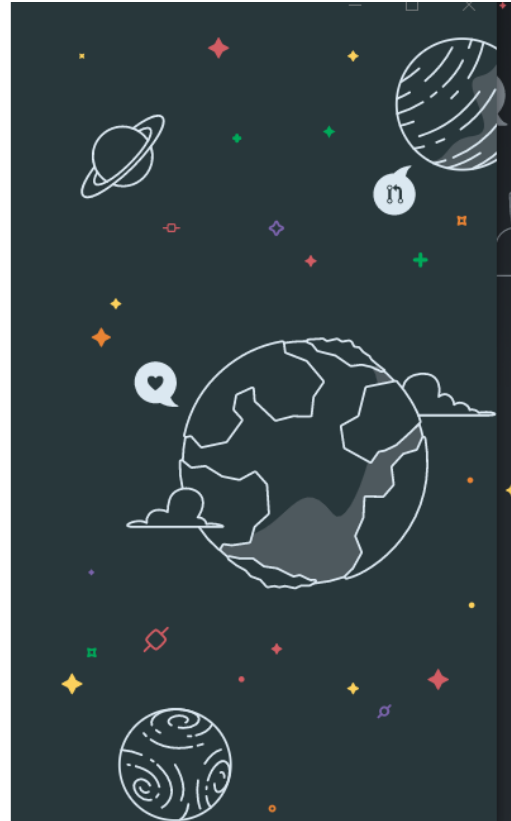
GitHub Desktop is a seamless way to contribute to projects on GitHub and GitHub Enterprise. Sign in below to get started with your existing projects.

New to GitHub? [Create your free account.](#)

Sign in to GitHub.com 

Sign in to GitHub Enterprise

[Skip this step](#)





# Configure Git

This is used to identify the commits you create. Anyone will be able to see this information if you publish commits.

Name



Email


**Tu własne dane**

Continue

Cancel

Example commit

**Fix all the things**

 pjastr • 30m

