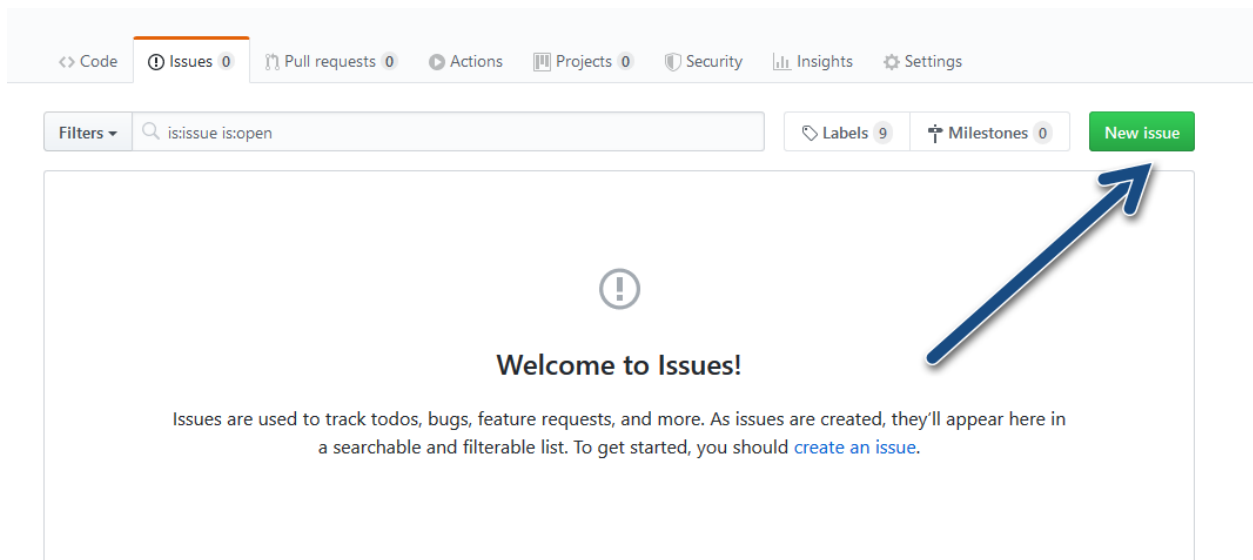
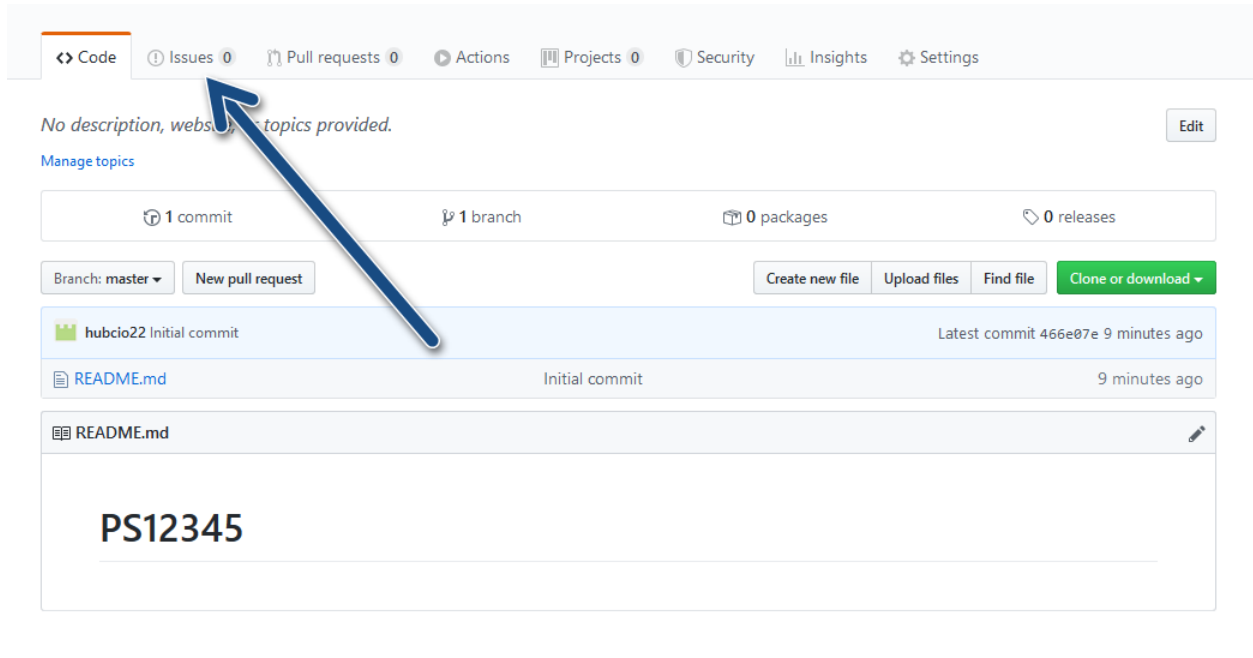


Stworzeniu issue w celu sprawdzenia zadań



W tytule należy wpisać numer ćw. np. Cw#1

Related Issues [Beta](#). Try it.

Write Preview AA B i “ <> @

Leave a comment

**Jeśli oczekują Państwo sprawdzenia,
proszę o wpisanie kodu "spr".**

**Jeśli mają Państwo jakieś pytania,
proszę o ich zapisanie w kolejnych
wierszach.**

Attach files by dragging & dropping, selecting or pasting them.

Styling with Markdown is supported [Submit new Issue](#)

Remember, contributions to this repository should follow our [GitHub Community Guidelines](#).

Assignees [No one—assign yourself](#)

Labels [None yet](#)


Projects [None yet](#)

Milestone [No milestone](#)




Linked pull requests
Successfully merging a pull request may close this issue.
[None yet](#)


Helpful resources
[GitHub Community Guidelines](#)



Należy przypisać prowadzącego do "issue"

Assignees 

Related Issues [Beta](#) Assign up to 10 people to this issue

 pjastr

The image shows a screenshot of the GitHub interface for creating a new issue. The title field contains "Cw#1". The main text area contains "spr". A blue arrow points to the "Submit new issue" button. A text overlay in Polish reads: "Zatwierdzamy stworzenie nowego issue zielonym guzikiem".

Zatwierdzamy stworzenie nowego issue zielonym guzikiem

Remember, contributions to this repository should follow our [GitHub Community Guidelines](#).

Assignees
pjastr

Labels
None yet

Projects
None yet

Milestone
0 milestone

Linked pull requests
Successfully merging a pull request may close this issue.
None yet

Helpful resources
[GitHub Community Guidelines](#)